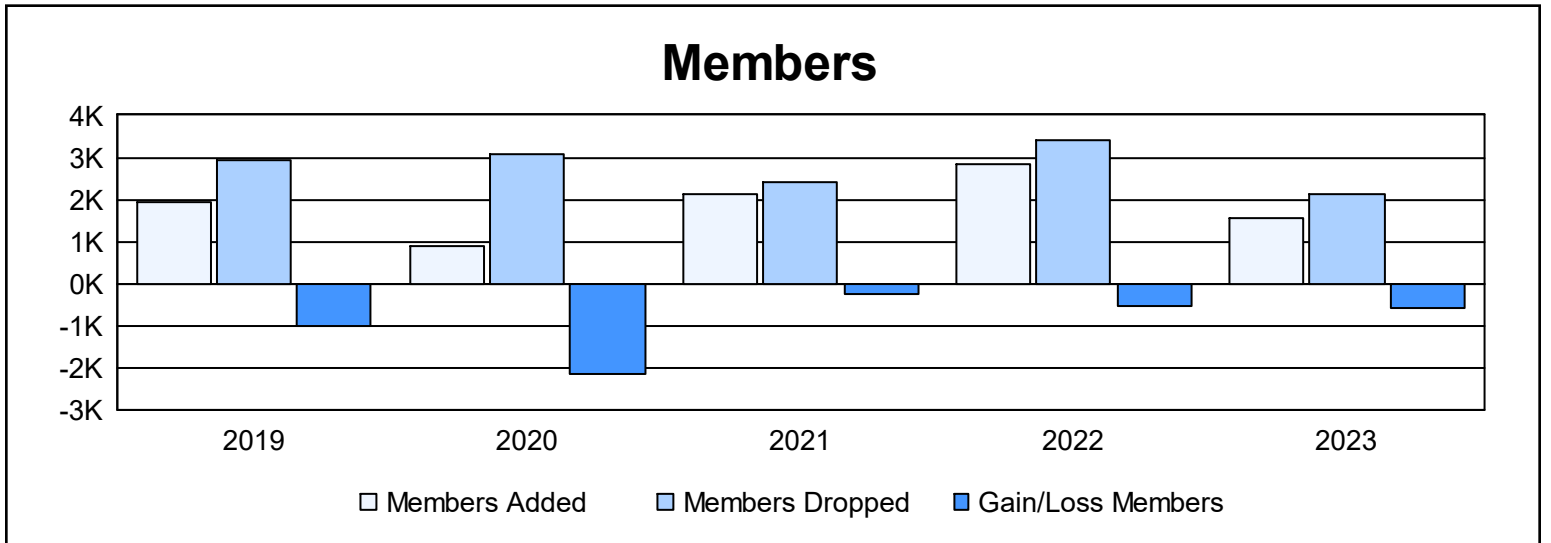
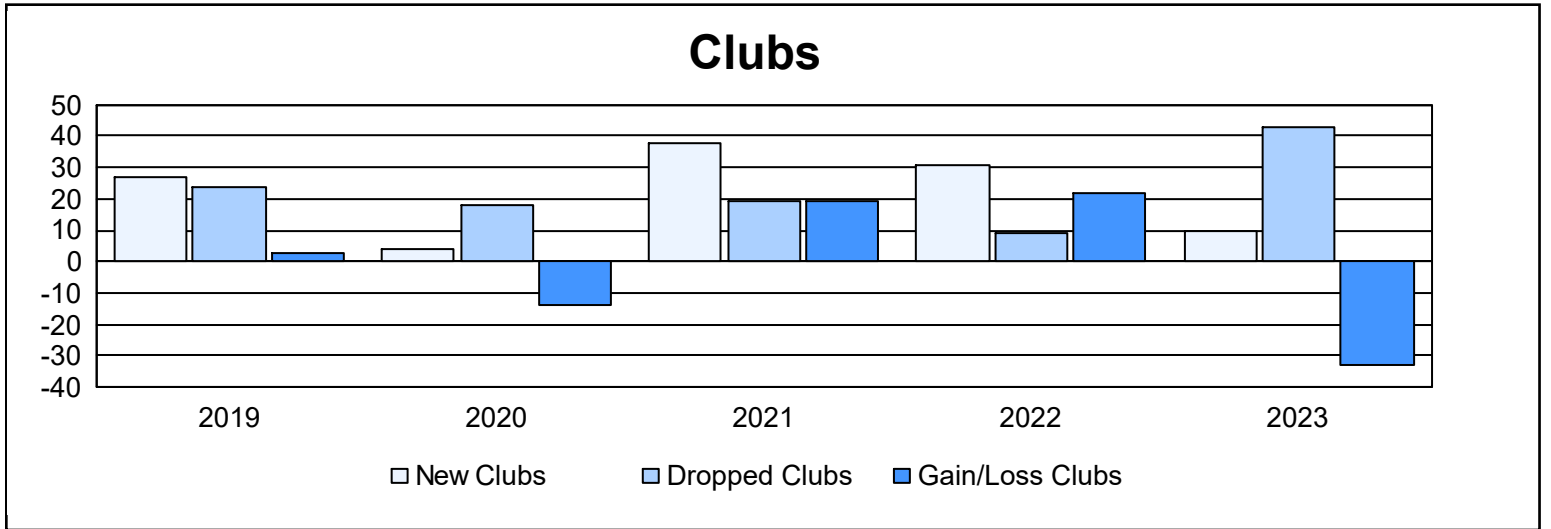
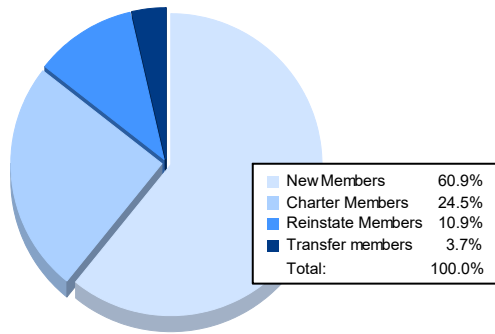


| Year | New Clubs | Dropped Clubs | Gain/ Loss Clubs | New Members | Charter Members | Reinstate Members | Transfer Members | Total Member Added | Total Members Dropped | Gain/ Loss Members |
|----------------|-----------|---------------|------------------|--------------|-----------------|-------------------|------------------|--------------------|-----------------------|--------------------|
| 2018-2019 | 27 | 24 | 3 | 976 | 726 | 153 | 70 | 1,925 | 2,941 | -1,016 |
| 2019-2020 | 4 | 18 | -14 | 577 | 144 | 132 | 36 | 889 | 3,057 | -2,168 |
| 2020-2021 | 38 | 19 | 19 | 1,071 | 846 | 159 | 63 | 2,139 | 2,392 | -253 |
| 2021-2022 | 31 | 9 | 22 | 1,685 | 907 | 115 | 146 | 2,853 | 3,406 | -553 |
| 2022-2023 | 10 | 43 | -33 | 942 | 379 | 168 | 57 | 1,546 | 2,115 | -569 |
| Average | 22 | 23 | -1 | 1,050 | 600 | 145 | 74 | 1,870 | 2,782 | -912 |



Membership Composition June 2023 Cumulative



Gender Composition June 2023 Cumulative

